



FAB FINDS SELLERS GUIDE

March Sandgate Pop-up Edition



Welcome to the Fab Finds Markets

Thank you for joining us a valued seller at #fabfindsmarkets. A successful market involves lots of planning, from both us, as market managers and you, as sellers. To have a successful day please take the time to read through this Sellers Guide for important information to ensure a fun and profitable day with us!

This guide should be used to plan your day at the market, before, during and after you sell with us.

We endeavour to answer most frequently asked questions within this guide, if we have missed anything or your question isn't answered please get in touch with us at

INFO@FABFINDSMARKETS.COM.AU

*Jessica and
the Fab Finds Team xx*

TERMS AND CONDITIONS

ABOUT US

Fab Finds Markets is a second-hand fashion market. We aim to have 55+ stalls available at every event, where independent stallholders will sell pre-loved fashion for women, men and children.

We love supporting small businesses but have kept allocations to a minimum to keep the focus on fashion and recycling. Please email us to discuss your business before booking to avoid double-ups.

You can sell your second-hand or new clothing, shoes and accessories by purchasing a stall space from us via our easy online ticketing system. We provide a clean indoor or outdoor space, and our valued individual sellers offer the items for sale.

PRODUCT SAFETY

The QLD Government, Office of Fair Trading, administers a range of national mandatory safety and information standards and bans for particular products supplied in the consumer marketplace, including weekend markets. Standards apply to children's toys, nursery furniture, nightwear, cosmetics and care labelling on clothing and textiles.

Due to insurance restrictions, you cannot sell the following items: used sleepwear, underwear or swimwear, makeup, cosmetics and or fragrances.

Candle stallholders must ensure they have the correct insurance.

Full details of these regulated consumer products can be viewed and downloaded from the Australian Competition and Consumer Commission (ACCC) website at www.productsafety.gov.au.

FLOORING

Any items brought into the hall must not scratch, mark or damage the hardwood floor.

Floor coverings and rugs are highly encouraged for aesthetic and protective reasons.

Suitcases, clothing racks, and boxes, with or without wheels, must be picked up and carried into the venue.

Pop-up tents, gazebos, or other temporary covered structures are NOT permitted INSIDE the venue.

INSURANCE

Fab Finds Markets currently holds public liability insurance of \$10,000,000.

Are you a casual stallholder without Market Insurance coverage? We extend our insurance policy, providing you with Public and Product Liability insurance. This is included in the cost of your ticket.

Sellers agree to set up their stalls safely and securely to ensure the safety of the public, sellers, and Fab Finds Markets staff.

Fab Finds Markets reserves the right to remove anything from the market deemed unsafe for sale.

Fab Finds Markets is not responsible for any injury or accidents caused by sellers due to negligence in safely conducting themselves or their stall.

Sellers and the general public must fill in an incident report if an incident occurs. Please see a Fab Finds staff member.

Stall Information

OUTSIDE STALLS

All outside stalls are 3m x 3m. Gazebos and pop up tents can be used outside. Leg weights or sandbags must be on your structure at all times. Our stalls are pre-measured and numbered for you on the day. Stall sizes are exactly measured to the dimensions above. All stalls come empty unless otherwise advised.

INSIDE STALLS

Your stall space will be 2m x 2m. You will comfortably fit up to two single racks, a table and 1-2 suitcases or baskets etc in a large space. Chairs can be provided. All stalls come empty and you must provide everything necessary to display your wares to create an inviting space for buyers. All items you bring with you must fit within the measurements of your stall space, as we don't have any extra room to accommodate your extra stuff. Have a practice run at home and measure out your space to get an idea of how much room you will have. You CANNOT use the following INDOORS at our venue: Easy ups, gazebos, temporary covered structures, laundry drying racks, floor standing or large unsecured mirrors. Nothing that is unstable. The Venue has also asked that nothing is fixed to the walls with Blu-Tack or tape. You will be kindly asked to remove any fixture we see as unsafe.



If you have a friend selling on the day and would like to be next to them please advise us via email info@fabfindsmarkets.com.au and we will endeavour to place you next to each other to make your day even more fun! If you have a special request regarding accessibility requirements you must advise us ahead of market day, eg: next to an exit or bathroom etc.


When You Arrive

SET UP

Arrival for set up is strictly from 7:45am only. Check-in with Fab Finds staff. Check-in starts at STRICTLY 7:45am. Fab finds staff in the pink shirts will be there to assist. There you will be given your stall allocation. Locate and unload your items to your stall. Set up your stall ready for shoppers to arrive at 9am. If you are running late or not attending, please message or advise via email at info@fabfindsmarkets.com.au. Failure to arrive before 9am without contact will be regarded as an abandoned stall space. No refund will be issued.

For set up, we thoroughly recommend a beach cart or trolley of some description (or even an extra set of hands). We will NOT grant any permissions to set up early on the day of the event as we wont have early access to the building.


See below a great option for a beach cart to help bring things up and down.




SlumberTrek Utility Cart - Blue
★★★★★ (0) Write a review


\$59

[Sign in to collect 59 points.](#)

[Add to cart](#) 

new Sold & shipped by **BIG W**

 90 day change of mind returns. [Some exclusions apply](#)

afterpay 
4 payments of \$14.75
[Learn more](#)

PayPal Pay in 4
4 payments of \$14.75
[Learn more](#)

ZIP
From \$10 a week
[Learn more](#)

PACK UP

Stallholders must not pack up before 12 PM. Unless advised by Fab Finds Staff. All rubbish must be taken with you at the end of trading.

What to Sell

ANYTHING THAT IS FASHION RELATED, GOOD QUALITY WOMENS, MENS OR CHILDREN'S CLOTHING, SHOES AND ACCESSORIES.

"SHOPPERS ARE LOOKING FOR ITEMS THEY CAN'T AFFORD, OR WANT TO PAY FULL PRICE FOR THEREFORE ITEMS FROM BARGAIN DEPARTMENT STORES PROBABLY WON'T SELL FOR MUCH, IF AT ALL."

We suggest that you bring brands that savvy shoppers don't want to buy new ones - think Lorna Jane, Witchery, Portmans, Sussan, Decjuba, Nike, Cue, Country Road, TS, Mimco, City Chic, Adidas etc. Quality brand label on-trend seasonal items that shoppers will find value in. When priced correctly, this can ensure many sales and a #fabday!

Be sure only to sell clean items/clothes that are in excellent saleable condition with no rips, damage, stains, tears, pulls, odours, pet hair, pilling, stretching, fading etc.

What to Bring & Market Day Info

CHANGE

Be prepared and bring a cash float with you with small notes and coins. There is an ATM next door in The Sands Social. You will need a place to keep your cash float and your profits. For this purpose, you can't go past a bum-bag or a crossbody bag. You can also use a cash tin but be sure to keep your eyes on it at all times.

BAGS

For shoppers to take home their goodies in. Get rid of all the grocery bags hiding under your sink! Most shoppers will bring their bags, you can choose to go bag-less as well

ESSENTIALS KIT

Markers, pens, scissors, tags, coloured dots, sticky tape/Blu-Tack for signs, rubbish bag etc. Anything that you will need during the course of the day. Please DO NOT Blu-Tack or tape signs to the venue wall.

FOOD AND BEVERAGES

There is coffee available on the day and also some great food on offer from The Sadns Bowlo and The Sands Social next door. Bar is open from 10am.

BATHROOMS

The venue has men's and women's bathrooms. Located in the event hall. There is room to change/try on clothing inside these facilities. It is up to you and your own risk as a seller if you allow someone to try on your items. We strongly suggest you ask for a driver's License or another form of ID to be left with you to enable shoppers to take your items to try on. Ask a Fab Finds Staff member to watch your space if you are selling alone and need to step out for a break.

Sellers Tips and Requirements

PRICING

The easiest way to sell at a market is to batch price your items with clear signage - a basket of \$1 items, a basket of \$2 items, everything on the table for \$3, a rack of hanging items -\$5 each or 3 for \$10! Your customers can clearly understand price points AND are encouraged to buy more to get a good deal! Another easy idea is to use coloured dot stickers for prices, eg: red stickered items \$2, blue stickered items \$5, Yellow stickered items \$10 etc... Keep it simple and ensure everything is priced. No one likes to ask for a price or make offers on items, they would rather know what you want for each piece. This will also save you from telling everyone who comes to your stall how much everything is.

ADVERTISING

Utilise your social media to its fullest extent! Share the Fab Finds Markets event on your page and invite friends and family to come along. Social media reach extends far and wide, and if each seller to our market tells only 15 people, that is 650 potential customers who could shop on the day! Word of mouth is the best kind of money can't buy advertising! Tell everyone you will be there! Post to local Facebook Marketplace pages. You are more likely to sell more on the day if you do this. The more people who know about the event, the more customers will come to shop - Invite your friends and family to our event page on Facebook. We post events to local council sites, Gumtree, Facebook pages and What's On pages; you can and should too!

The Not So Fun Stuff

EMERGENCY PROCEDURE & MEETING POINT

In the event of an emergency, please follow instructions from Fab Finds and or The Sands Bowlo staff. Leave ALL your stall and all of your belongings. When instructed, safely and calmly remove yourself from the venue to the designated meeting point. The MEETING POINT for ANY emergency evacuation is on the footpath. Remain calm, help those who may need help and group together at our meeting point.

FIRST AID

Fab Finds Markets have a trained First Aid officer on staff. If you or a shopper needs assistance, please inform our staff ASAP.

SMOKING

In accordance with the Queensland Tobacco laws and workplace Health & Safety, no smoking is permitted inside or next to the buildings. Please follow signs in the venue for smokers area.

RUBBISH BINS

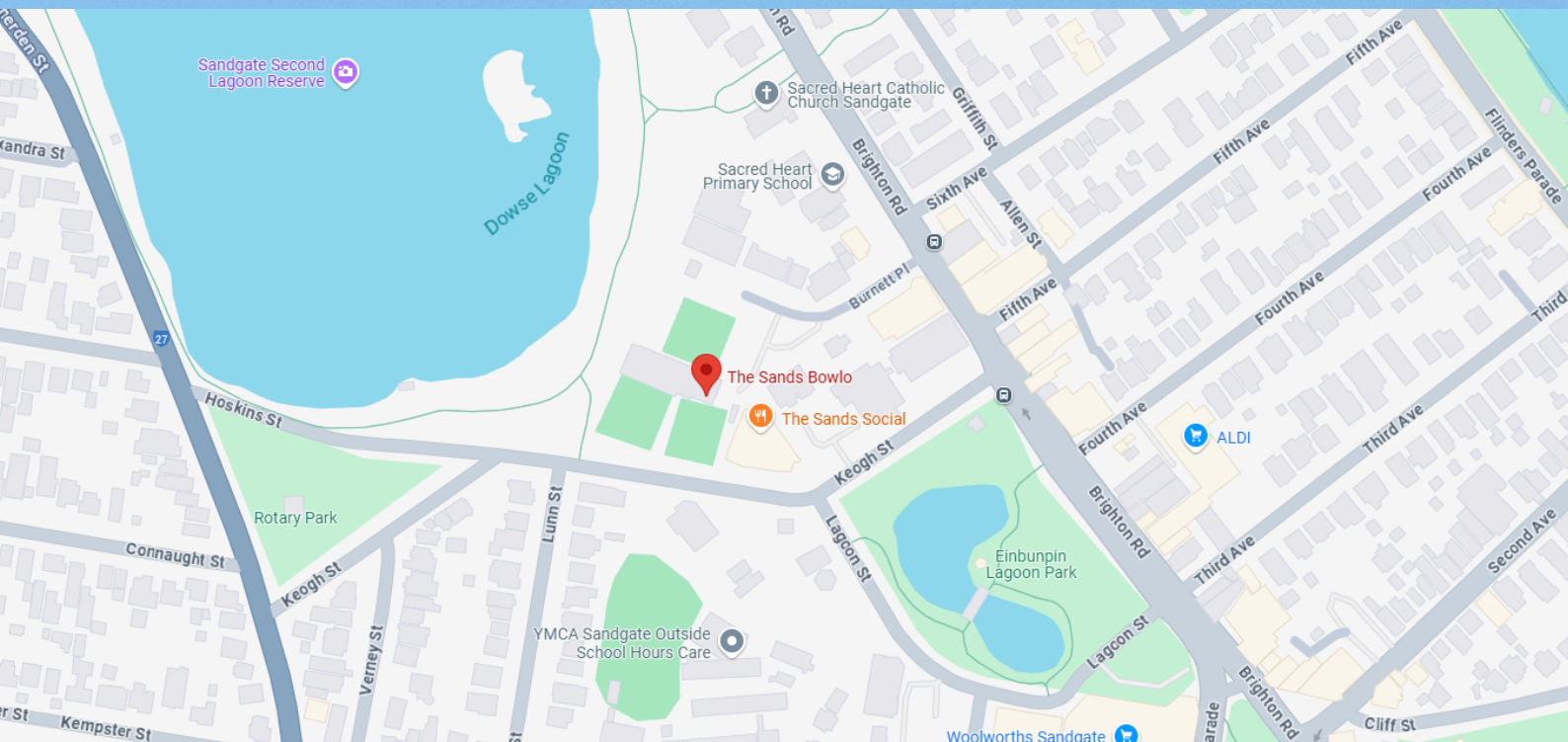
There are several bins in and around our venue. Please make sure to put any rubbish you may have at the end of your day inside these bins or preferably take it with you.

TAKE ALL ITEMS HOME!

We are seeing an increase in items being thrown in the bin after an event. It is your duty to take home ALL items that you do not sell. To throw items in the bin is going against what we stand for at Fab Finds Markets. We are promoting circular fashion to keep textiles and accessories out of landfill. If Fab Finds Markets staff see or hear of a stallholder doing this, the stallholder will not be invited back to our markets.

BEHAVIOUR

Inappropriate, disruptive, disrespectful, violent behaviour towards anyone will result in you being asked to leave. You must not get into any conflict with customers or other Marketeers. A zero-tolerance policy towards aggressive behaviour from anyone. The manager has the right to ask a stallholder to leave if found to be under the influence of illegal drugs or alcohol or fail to abide by guidelines in this document or our Terms and Conditions.



see you there xoxo

